



Alex Murray Trophy – 2018



Ineke Struk & Jan Hannasky joint winners of the Alex Murray Memorial Trophy presented by Cr Richard Lawrence



ECC Members waiting with great anticipation for the start of the 2018 Presentation Night

More images are featured on pages 2 & 3

January 2019

ECC Presentation Night 2018



Last minute stand in MC Boris M Struk



ECC Presentation Night 2018



and the Winners are ...

Presidents Award	Bruce Hynes
Highest Combined Aggregate Print & DPI Alex Murray Memorial Trophy	Ineke Struk & Jan Hannasky
DPI Open Aggregate - Advanced	1st Monique Whear 2nd Adrian Whear 3rd Jane Clancy
DPI Open Aggregate - Intermediate	1st Drazen Basar 2nd Wade Buchan 3rd Pam Kruger
DPI Set Subject Aggregate	1st Adrian Whear 2nd Jane Clancy 3rd Monique Whear
Novice DPI Aggregate	Sam Fitzgerald
Open Print Aggregate - Advanced	1st Neil Anderton 2nd Steve Sheddick 3rd Jan Hannasky
Print Set Subject - Intermediate & Advanced	1st Kevin Phelan 2nd Jan Hannasky 3rd Ineke Struk
Novice Print Aggregate	Jack Chiodo
Best Black & White Print	Jane Clancy
Highest Aggregate - Print of the Year	Neil Anderton
Print of the Year - Advanced	Neil Anderton
Best Nature Print	Jan Hannasky
Harold McCorkill Memorial Trophy	Ineke Struk
DPI Highest Aggregate	Wade Buchan & Jane Clancy
DPI Advanced	Jane Clancy
DPI Intermediate	Michael Cvetkovski
Nature DPI	Neil Anderton
Alan Hilton - Portrait of a Dog	Monique Whear
Alex Van Harmelen - Fire	Steve Sheddick
Kevin Phelan Award - Landscape	Jane Clancy
Ian Cust Memorial Award	Kevin Phelan
Margaret Greenwood Award	Kevin Phelan

From the keyboard of The Editor

Happy New Year to all Essendon Camera Club Members.

I hope that you have had a wonderful start to 2019 and that the Christmas break provided the opportunity for you to take the camera out and keep that shutter finger busy. You just may have that award winning pic to enter into the monthly competition.

I'm now 8 weeks post partial knee replacement and almost back to 98% - my surgeon is happy, my physio is happy and therefore I am happy.

This first issue of *In Focus* has a great deal of information to digest, ranging from: New Competition Rules (where significant changes are highlighted), the 2019 Syllabus with new Membership Fees, Set Subjects for 2019 which also includes Definitions for these Set Subjects. So I encourage you to read through all of this information and familiarise yourself with the new rules.

A new Kitchen Roster has been prepared and we certainly appreciate ECC Members volunteering to keep this kitchen open and of service to members.

I do look forward to 2019 and our regular Meetings.

Boris M Struk - Editor

Membership Fee for 2019 is now due and the following information is provided to facilitate payment:

Individual Membership	\$60	Please Note: Concession will only apply with Australian Government issued Pensioner Concession Card or Health Care Card (see samples below). Seniors Cards are ineligible for membership discount!
Concession	\$30	
Couples	\$90	
Couples Concession	\$45	



The Membership Fee for the 2019 required by the end of February!



ESSENDON CAMERA CLUB Inc.

www.essendoncameraclub.org.au
Incorporated association A0026596P

Competition Rules – Revised Aug 2018

1. Competitions

1.1. Monthly

- 1.1.1. These competition rules become effective January 2019 until updated or replaced.
- 1.1.2. Monthly competitions will be in Three (3) Categories: Open DPI, Print and **Set Subject**.
- 1.1.3. The Open DPI category will be held in two (2) Levels: Intermediate and Experienced.
- 1.1.4. The Print Category will be held in two (2) formats: Standard Small and Experienced Large.
- 1.1.5. **The Set Subject Category will be held in two (2) formats: DPI and Print**
- 1.1.6. A member is entitled to submit a maximum of three (3) entries on any one competition night. The entries can be distributed across any three (3) categories with a maximum of two (2) entries in Open DPI or Print. **Only one entry is allowed in Set Subject (either DPI or Print). (Refer Competition Diagram)**
- 1.1.7. The competition covers all Open, Print and Set Subject categories.
- 1.1.8. A Category covers: Open DPI, Prints or **Set Subject**.
- 1.1.9. An Open DPI Level covers: Intermediate or Experienced
- 1.1.10. A Format covers: Print or DPI.

2. Eligibility

- 2.1. Only financial members may enter any competition. Non-financial members after the 28th of February will not be able to enter, nor accrue competition points towards that year's competition.
- 2.2. Camera course members are eligible to enter club competitions.

3. Categories

- 3.1.1. **A member is not to submit the same image in across any Categories or Levels in the same competition.**
- 3.2. Open DPI Levels - Intermediate and Experienced
 - 3.2.1. A member can compete in whichever level they choose, provided that a member does not simultaneously enter both levels in any one month. A member may enter a maximum of two (2) entries into Open DPI on any competition night.
 - 3.2.2. **A member can be asked to move up a competition level if the Committee and the Competition Secretary feel the member's photographic skill level and experience is above the level of competition they are currently entering. If the Competition Secretary feels a member is too advanced for the level, they shall discuss this with the member directly, explaining that the member's skill and experience show that they should be competing in a higher level. If the member disagrees, the Competition Secretary shall refer their concerns, including the outcome of discussions with the member, to the Committee and the Committee may move a motion for the member to be moved up a level. If this motion is passed, the member shall be moved up a level and the Competition Secretary and member shall be informed.**
 - 3.2.3. DPI entries must conform to the standards outlined in paragraph 8.2.

3.3. Print

3.3.1 The print competition can be entered by any member regardless of Category or Level (Experienced or Intermediate). The competition is Open Subject and split into Two (2) formats, Standard Small and Experienced Large. The levels are defined as

- Standard Small: The purpose of this Category is to promote printing in its simplest and cheapest form to encourage members to print their photos. It is designed as the first step members can take towards printing to gain experience and knowledge in this format. Photos may be printed by any means including photo printers at retail outlets and then mounted on a simple matt board using glue or tape. **The print is restricted to a size no larger than 600 square centimetres (96 square inches) and is mounted simply onto a matt board no larger than 50cm by 40cm (20 by 16 inches) (refer to section 8.1.1 for more details).** It is a low cost, easily created print that is generally only used for one competition. This Print Category is deliberately not related to a member's level of photographic experience as it is recognised that even a very experienced photographer may be new to printing.
- Experienced Large: The purpose of this Category is for the more experienced print photographer who is most likely to create their own print and mount it themselves on high quality well prepared matt board. Whilst there is no requirement to physically print it themselves on their own printer, it is expected that the owner has played a major role in creating both the print and the mount to a high standard and reflects the current traditional method of large prints. Maximum size is limited to 50cm by 40cm (20 by 16 inches) and it is expected (but not required) to be of a larger size than the Small format. Large format prints would be expected to be used for multiple competitions both within and outside the club including interclubs. Again, this format is open to all members of any level or category although it is certainly expected they would have or be developing significant experience in the traditional print format.

3.4. Set Subject

- 3.4.1. **A member may enter a maximum of One (1) entry into the Set Subject category on any competition night.**
- 3.4.2. DPI entries must conform to the standards outlined in paragraph 8.2.
- 3.4.3. **Print entries can be in either the Standard Small format OR the Experienced Large format. All prints entries will be judged in the same Category (Set Subject) regardless of format. IE there is only one (1) Set Subject Print Competition.**

4. Minimum Number of Competition Entries

- 4.1. There must be a minimum of three (3) competitors to constitute a competition.
- 4.2. If there are less than three (3) competitors, images will still be critiqued by the judge without placings being awarded. A submission point will still be awarded for each entry. The competitor's images can be resubmitted in future competitions subject to the restrictions of paragraph 9.

5. Monthly Competition Scoring System

5.1. Points

5.1.1. Points counting towards the yearly aggregates will be allocated to monthly competition winners on the following basis.

- First 6 Points
- Second 5 Points
- Third 4 Points
- Fourth 3 Points
- Highly commended 2 Points (Number of HC placings is left to the judge's discretion)
- Non-winning submission 1 Point

5.2. Placings

5.2.1. If two entries are judged as being equal in a competition, then each entry will be awarded the same amount of points.

6. Submission of Entries

6.1. All Entries

6.1.1. All entries, Print and DPI, must be submitted electronically by midnight of the Saturday prior to the 4th Monday of each month.

6.1.2. Print entries must have a DPI version submitted electronically by the time outlined in 6.1.1. Prints are then to be handed to the Competition Secretary by 9:00pm on the 4th Monday of each Month.

6.1.3. DPI images are to be uploaded online using PhotoContest Pro and completing all required input fields on the competition upload page - <http://www.photocontestpro.com/Login.aspx>

6.1.4. All entries must be the original photographic work of the maker, but may be digitally enhanced. No part of the image, however small it may be, can be copied or imported from any source other than the maker's original work.

6.1.5. The Competition Secretary reserves the right to reject, from competition, entries that do not meet any or all of the criteria listed in these Competition Rules or Set Subject Definitions.

7. Identification of Entries

7.1. Prints

7.1.1. A digital copy of the print must be provided on PhotoContestPro along with the print. Use the same procedure as the DPI, as per paragraph 7.2. **Please ensure you enter the correct format of entry on PhotoContestPro.**

7.1.2. All entries must be marked on the rear of the print with the Member Number; Title; Competition; and Directional Arrow (if necessary).

Members should also indicate which format a print is to be submitted in; Standard Small OR Experienced Large.

Example: Member: 30- Winning Snap - Large ↑

7.1.3. Prints must be in good condition and mounted IAW the requirements of paragraph 8.1 depending whether the print is a Small format or a Large format.

7.1.4. DPI images of print entries must be titled with the same title as the print and in accordance with the requirements for entering DPI images. Titles that do not match may not be accepted into the competition.

7.2. DPI

7.2.1. Files must be named with a logical title on the PhotoContest Pro competition page.

Example: Winning Snap

7.2.2. Members must ensure entries are placed into the correct category and level. Images entered into the incorrect Category, Level or **Set Subject** may not be accepted into the competition.

8. Format of Entries

8.1. All Print Entries

8.1.1. **Standard Small:** Maximum dimensions should not exceed a total area of 600 square centimetres (96 square inches). This allows for photos conforming to standard 3 by 2 ratios like 30 x 20cm (12 x 8 inches) and any other ratio including Panorama and square format images. So long as the width multiplied by the height does NOT EXCEED 600 cm (96 inches), the image will meet the size criteria.

The matt board may be any size up to 50 cm x 40cm (20 x 16 inches) but is best if it is in proportion to the size of the image. Prints may simply be attached by glue, double sided tape or other suitable method to a flat piece of matt board or can be inserted into a reusable matt board. A boarder around the print is optional eg. A 30 x 20 cm (12 x 8 in) print can be secured to a 30 x 20 cm (12 x 8 in) matt with no boarder if desired. Ensure your print is in suitable condition so as not to damage other prints in the box, eg wet glue, exposed tape.

8.1.2. **Experienced Large:** Maximum print dimensions should not exceed 50 cm x 40 cm (20 in x 16 in) and mounted on a board not exceeding 50 cm x 40 cm (20 in x 16 in). The matt board is expected to be of a suitable quality for Interclub or National competitions.

8.2. DPI

8.2.1. The maximum dimension is 1920 pixels x 1080 pixels in either portrait or landscape formats. In other words, the image must fit through a window 1920 x 1080.

8.2.2. Each image file must be in JPEG format and a maximum of 1.5 Megabytes in size.

9. Resubmission of Entries

9.1.1. A print or DPI may not be entered more than three (3) times in monthly competitions. There is no set period within which this must occur and entries may be resubmitted over several competition years. However, this does limit the total re-entries to 3 regardless of timeframe. This rule does not limit photos from being entered in competitions outside the ECC monthly competition, eg, Interclub or VAPS.

10. Resubmission of winning entries

- 10.1. Any print or DPI entry having won a 1st, 2nd, 3rd or 4th place in a competition is ineligible for entry in any subsequent monthly competition indefinitely (ie: forever).
- 10.2. Having won an award (i.e. 1st, 2nd, 3rd or 4th place) for an image in a monthly competition, the member will not present a substantially similar image in subsequent competitions for the remainder of the calendar year.

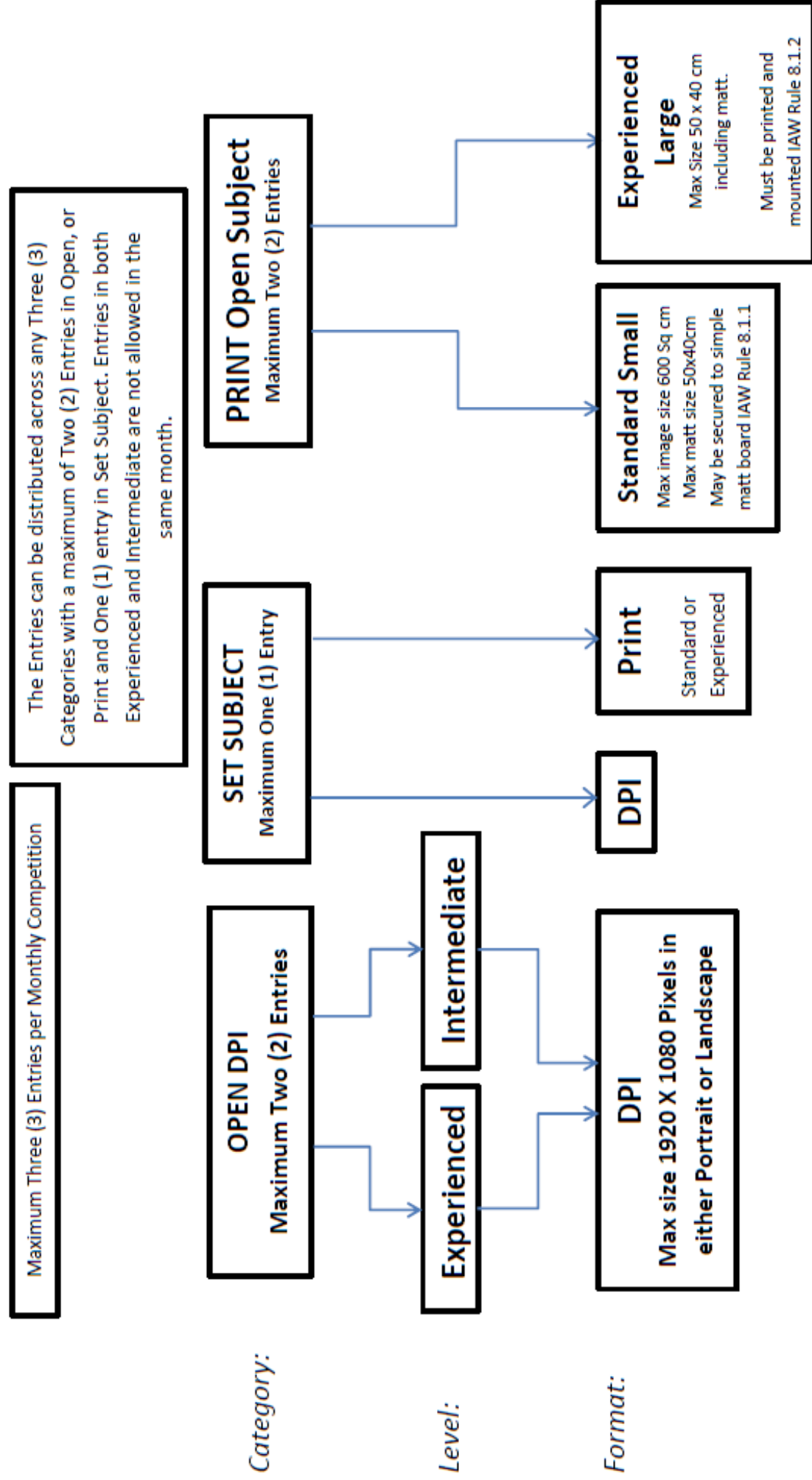
10.3. Substantially Similar Images

- 10.3.1. A ruling on a Substantially Similar image will be determined at the discretion of the Competition Secretary. There is no differentiation between print and DPI images.
- 10.3.2. An image may be defined as substantially similar if it contains similar content from another winning image. Some examples of substantially similar images are:
 - A model in a similar pose, wearing the same outfit.
 - A landscape of the same scene at a similar time of day.
 - An object of the same type in a similar position.
 - A black and white version of the same colour image or a colour version of the same black and white image.

11. Use of Images

- 11.1. By entering monthly competitions you are agreeing to allow Essendon Camera Club use of the images to display on its website, in the newsletter, and for entering into Interclub competitions. Copyright remains with the maker at all times.
- 11.2. If a member wishes to opt out of this agreement, they must do so in writing to the Competition Secretary.

Competition Diagram



MEETING INFORMATION

We meet at the:

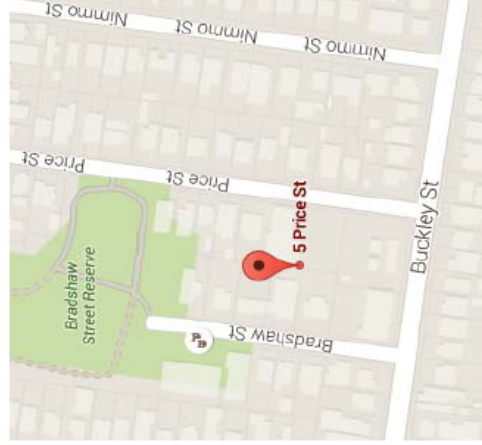
Aberfeldie Baptist Church,

5 Price Street, Essendon

Melways: 28 B4

Meetings start at: 8pm

We meet on the **second** and **fourth** Monday of each month



Note: some meetings may be held at other locations. These will be announced at club meetings and through our newsletter.

Membership Fees

Membership Type	Price
Individual	\$ 60.00
***Concession Single	\$ 30.00
Couples	\$ 90.00
***Concession Couples	\$ 45.00
Full Time Student	\$ 30.00

***Concession-applies for Govt issued Pension cards only

JOINING - New members will be subject to a one-off joining fee of \$20.00.




Essendon Camera Club Inc
Incorporated Association A0026596P

PO Box 127
Essendon, Victoria. 3040

Web: www.essendoncameracclub.org.au

E-mail: secretary@essendoncameracclub.org.au

 facebook.com/EssendonCameraClub

2019 SYLLABUS



Competition & Activities Calendar 2019

Proudly sponsored by:



Strathmore
Community Bank Branch **Bendigo Bank**

2019 Set Subjects

You must check the Set Subjects document for definitions and ensure your image complies with that definition

February	Closes: 26/1
Stormy Weather	
March	Closes: 23/2
City Nightscape-Long Exposure	
April	Closes: 23/3
Against The Light	
May	Closes: 20/4
Black & White Architecture	
June	Closes: 25/5
Abandoned	
July	Closes: 22/6
Reflections	
August	Closes: 20/7
Old Age (People)	
September	Closes: 24/8
Machine Parts	
October	Closes: 21/9
Humorous	
18/03	15/07
19/08	16/09

Details of the **Special Guest nights** and presenters will be detailed in the newsletter prior to the night. **NOTE:** These are additional nights

ECC 2019 What's on and when?



28 Jan	Activity Night: Members Photos ENTRIES for February competition	8 Jul	Competition Night Set Subject: Reflections
11 Feb	Competition Night Set Subject: Stormy Weather	21 Jul	<i>Mid Winter Lunch</i>
25 Feb	Activity Night: meeting place TBA camera-Walk River-Light Painting ENTRIES for March competition	22 Jul	AGM & President's Night ENTRIES for August competition
11 Mar	Competition Night Set Subject: City Nightscape-Long Exposure	12 Aug	Competition Night Set Subject: Old Age (People)
25 Mar	Activity Night: Glynn Lavender ENTRIES for April competition	26 Aug	Activity Night: <i>INTERCLUB - Geelong</i> ENTRIES for September competition
8 Apr	Competition Night Set Subject: Against the Light	9 Sep	Competition Night Set Subject: Machine Parts
22 Apr	Activity Night: Bring Your Camera ENTRIES for May competition	23 Sep	Activity Night: Vince -Aussie Wildlife Bring your Camera ENTRIES for October competition
2 May	<i>Intro. To Photography Course Commences</i>	14 Oct	Competition Night Set Subject: Humorous
13 May	Competition Night Set Subject: Black & White Architecture	28 Oct	Activity Night: <i>INTERCLUB - Southern Suburbs</i>
27 May	Activity Night: Michael Warshall ex NuLab now Emotion Wedding Photography ENTRIES for June competition	11 Nov	ENTRIES for END OF YEAR Competition and Member Donated Awards
10 Jun	Competition Night Set Subject: Abandoned	25 Nov	Activity Night: End of Year Outing
24 Jun	Activity Night: TOM PUTT PRESENTATION ENTRIES for July competition	9 Dec	End of Year Presentation Night

Note: This syllabus is correct at the time of publication but may change due to circumstances. Changes will be announced at meetings and in the newsletter.



ESSENDON CAMERA CLUB

Definitions - Set subjects 2019

February	Stormy Weather	Weather conditions like thunder, lightning, dark clouds, wind, flood and pelting rain. Storms cells approaching.
March	City Nightscape – Long Exposure	A picture of city buildings or scenery taken outdoors at night. You can introduce an element of movement e.g.: traffic trails would also indicate that this is a long exposure.
April	Against The Light	<p>A picture in which the *light source is substantially more than ninety degrees from the camera and which captures the quality of back-lighting.</p> <ul style="list-style-type: none">• DO NOT enter just shapes or silhouettes. Your theme / object should be visible in some detail (lighted frontally as well).• "Against The Light" means shooting toward the light source with the input angle of the lens being greater (wider) than the angle at which the light enters that lens, i.e. where the light source would fit* within the frame of the picture.• * The light source itself may not be visible if there is an object between it and the lens, of course. That's the "normal" way to avoid it.
May	Black & White Architecture	A picture of one or more buildings or structures, or a portion of a building. Significant architectural feature, with emphasis on pattern, texture and the use of space in context. An image of any type of architecture intended to Showcase the elements of design present. May be a full image of a building or a section.
June	Abandoned	<p>Abandoned: such as the feeling surrounding giving up hope, losing oneself in a moment and/or being without: love and care. As an adjective, the word 'abandoned', can be used in several ways to describe a deep feeling, action and reaction around the nature of things.</p> <p>In summary, the four meanings that are common are :</p> <ul style="list-style-type: none">• left without needed protection, care, or support.• left by the owner: an abandoned car• left to fall into a state of disuse: an abandoned: field, property, factory.• no longer held or thought of, given up <p>Abandoned: hopes/dreams. wholly free from restraint Think urban decay, abandoned buildings (interiors and exteriors), abandoned cars, or anything that has been discarded.</p>
July	Reflections	An image seen in a mirror, glass, water or any shiny surface. This may include the original image and reflection or just the reflected component.
August	Old Age	Portraits of old <u>people</u> showing the dignity, experience, loneliness or other aspects of old age.
September	Machine Parts	<p>Machine definition, an apparatus consisting of interrelated parts with separate functions, used in the performance of some kind of work: e.g.: a sewing machine.</p> <p>Machine elements may be features of a part (such as screw threads or integral plain bearings) or they may be discrete parts in and of themselves such as wheels, axles, pulleys, rolling-element bearings, or gears.</p>
October	Humorous	A picture with a humorous or whimsical slant or portraying a humorous incident. The humour should be in the picture and not merely in the title. Something that is funny!

ECC Kitchen Roster!

Team 1.	11-Feb. 08-April. 14-Oct.	
Julie Penny.	0447 590408	julieleo@y7mail.com
Chelsea Kilgour	0431 932418	chelseakilgour@gmail.com
Team 2.	25-Feb. 9-May (ecc Course). 10-Jun	
Maria Hardie.	0455 331121	mfhardie@hotmail.com
Sue Newton	0412 200824	joi1@optusnet.com.au
Team 3.	11-March. 13-May. 24-Jun.	
Jenny Turner.	0422 707317	scott_turner18@optusnet.com.a
Catrine Cassar	0407 206477	catrine.cassar@people.net.au
Team 4.	25-Mar. 08-July. 28-Oct.	
Jacklyn Adams	0418 341570	jacklynadams@ekit.com
Jennifer Swanton	040407 2742	jswanton@iprimus.com.au
Team 5.	2-May (ecc Course). 22-July. 11-Nov.	
Jane Dorian	0402 339979	janeray@bigpond.com
Maria Pettitt		
Team 6.	22-April. 12-Aug. 09-Sept.	
Jan Hannasky	04214 97558	jhannasky@optusnet.com.au
Wade Buchan	0419379188	wsb@bigpond.net.au
Team 7.	27-July (ecc Course). 26-August. . 23-Sept.	
Beryl Hedger	0425 794530	beryl@quartzsoftware.com.au
Monique Whear	0412 430734	swimmum14@gmail.com
Team 8.	28-Jan. 27-May. 09-Dec.	
Clem de Silva.	0418 358154	tappserv@yahoo.com
Paul Scicluna	0415 335099	paulscic@iprimus.com.au
Team 9.	16-May (ecc Course). 23-May (ecc Course). 30-May (ecc Course). 06-June (ecc Course). 13-June (ecc Course). 20-June (ecc Course).	

IF YOU ARE UNABLE TO ATTEND ON YOUR ROSTERED DAY, PLEASE ADVISE THE OTHERS ROSTERED ON WITH YOU. AND PLEASE ARRANGE TO SWOP DAYS.

Please keep an eye on stocks of Tea, Coffee, Sugar, Cups, etc.... If running low please let someone on Team 8 know.

Wanted - For Sale Free to a good Home

Social media provides an avenue for buying or selling goodies so this experiment may be a lost cause...

There may be an opportunity for ECC members to effect a sales, swap or gift their camera or related photography equipment in the knowledge that it's not going too far away from its original home.

So with great enthusiasm, we will trial this new section called **Wanted, For Sale, Free to a Good Home**.

This may be a Boom or Bust segment. However, we already have our first victim! Sorry, Seller, so see the next column for details of what's on offer.

ECC Members, please send The Editor an email if you have something you wish to sell, swap, want or otherwise and it will feature in the next edition.

**YOU CAN
BUY, SELL
& TRADE !**

Social Media

There are a number of ways to "connect" with the Essendon Camera Club including:

Website - www.EssendonCameraClub.org.au

Flickr - www.flickr.com/groups/2847869@N21

Facebook - www.facebook.com/groups/EssendonCameraClub

Do use these social media channels to stay in touch, contribute to discussion or post your images.

“Thank You”

The Essendon Camera Club appreciates and extends a big “thank you” to the following sponsors for their support of our Club



GLOBAL IMAGE PRODUCTS



IMAGE
SCIENCE



ECC Committee 2018-19

Exec Committee:

Hugh Turner	Vice-President	hughdturner@gmail.com	0418 386 721
Alan Wilson	Secretary	alanmyki48@gmail.com	0439 413 355
Ineke Struk	Treasurer	dutch07au@yahoo.com	0410 322 973

General Committee:

Andy Simari	asimari1@gmail.com	0419 309 987
Boris M Struk	Boris@Struk.com.au	0418 37 69 71
Clem deSilva	tappserv@yahoo.com	0439 144 991
Douglas Golob	info@tcs.com.au	0414 498 835
Levin Barrett	levinbarrett@gmail.com	0428 340 737
Michael Cvetkovski	mendo1962@yahoo.com	0408 339 992
Ondina Savi	ondinasavi@optusnet.com.au	0413 388 609

Portfolios:

Attendance	-	Alan Wilson
Competition Secretary	-	Andy Simari Douglas Golob
<i>In Focus</i> Editor	-	Boris M Struk
Interclub Secretary	-	Levin Baret
ECC WEB Site	-	Matt Wings

Proudly sponsored by
Strathmore
Community Bank® Branch



IN FOCUS is the official newsletter of the Essendon Camera Club Inc. Editor Boris M Struk

All original material remains the property of the Essendon Camera Club Inc.
Individual contributors retain copyright of their individual work; and consent must be obtained from them
before reproducing their work in any part

Where known, any third party copyright material in this publication is attributed.



All correspondence should be addressed to:

Mr. Alan WILSON
Secretary, Essendon Camera Club
P.O. Box 127,
Essendon, Vic 3040
E-mail: secretary@essendoncameraclub.org.au

Social Media

There are a number of ways to “connect” with the Essendon Camera Club including:

Website - www.EssendonCameraClub.org.au

Flickr - www.flickr.com/groups/2847869@N21

Facebook - www.facebook.com/groups/EssendonCameraClub

Use ECC social media channels to contribute to discussion or post your images.

